District 355 A

As of May 2026 Cumulative

Year	New Clubs	Dropped Clubs	Gain/ Loss Clubs	New Members	Charter Members	Reinstate Members	Transfer Members	Total Member Added	Total Members Dropped	Gain/ Loss Members
2021-2022	7	1	6	1,038	225	24	15	1,302	1,335	-33
2022-2023	0	1	-1	1,146	8	21	32	1,207	1,486	-279
2023-2024	7	0	7	1,157	255	34	30	1,476	1,391	85
2024-2025	4	3	1	710	114	94	24	942	1,577	-635
2025-2026	6	0	6	677	160	76	32	945	717	228
Average	**5**	**1**	**4**	**946**	**152**	**50**	**27**	**1,174**	**1,301**	**-127**

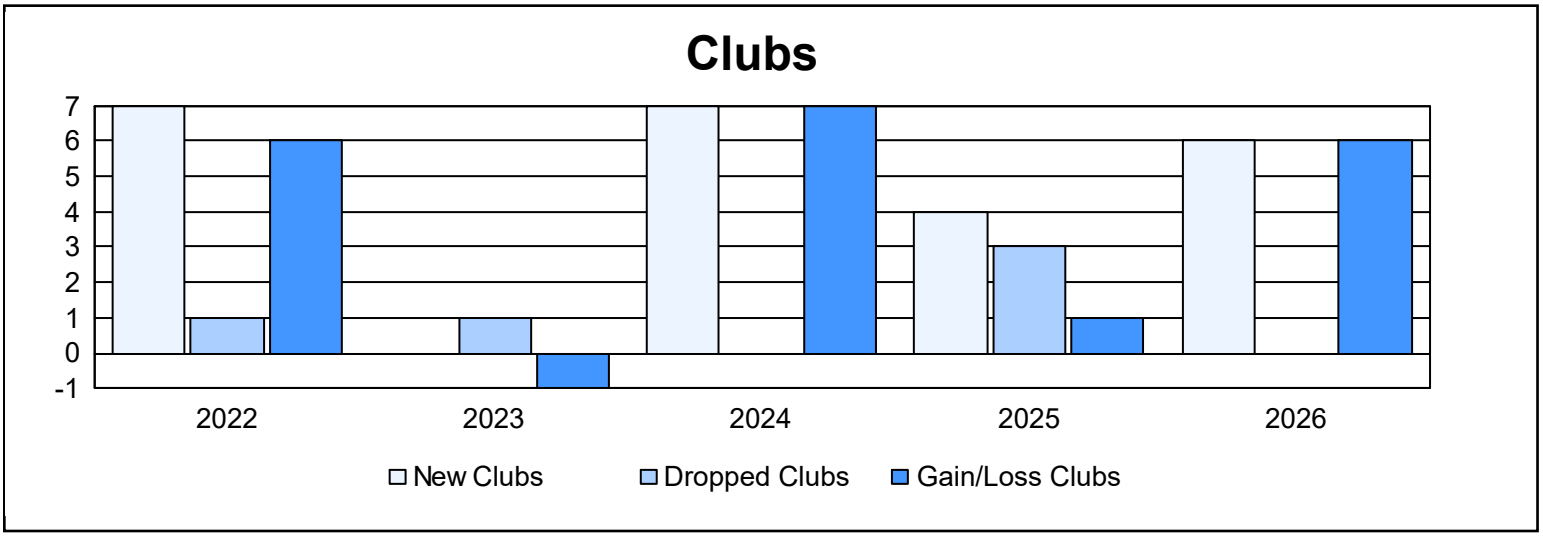

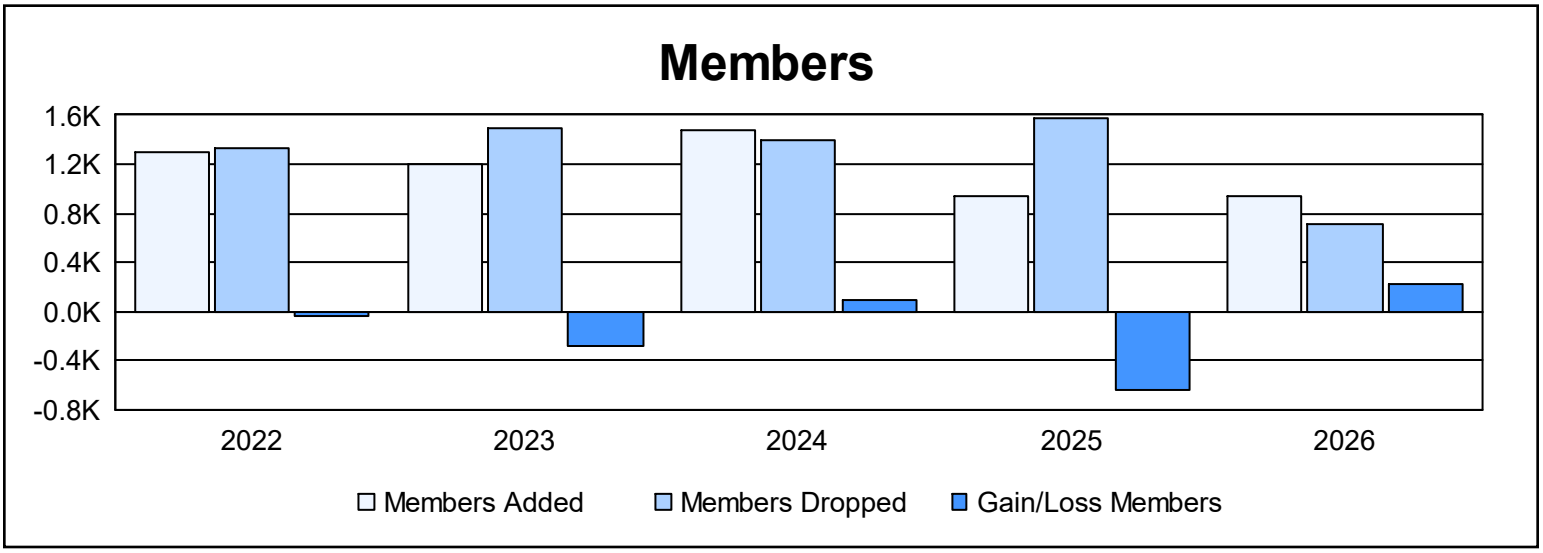

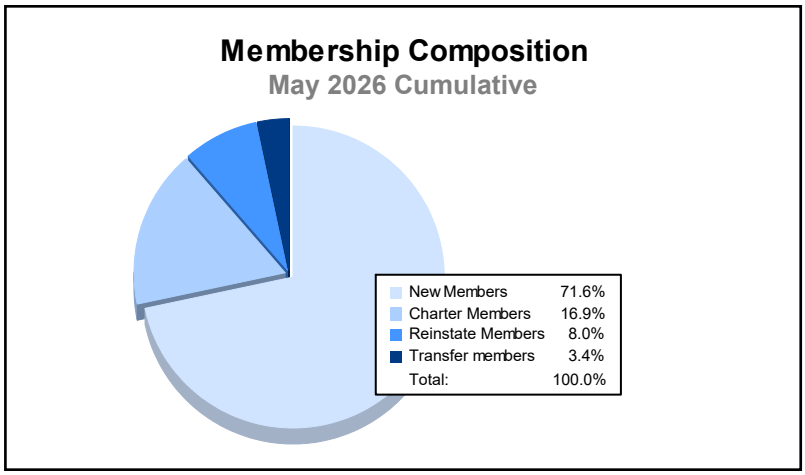
Membership Composition
May 2026 Cumulative
New Members 71.6%
Charter Members 16.9%
Reinstate Members 8.0%
Transfer members 3.4%
Total: 100.0%

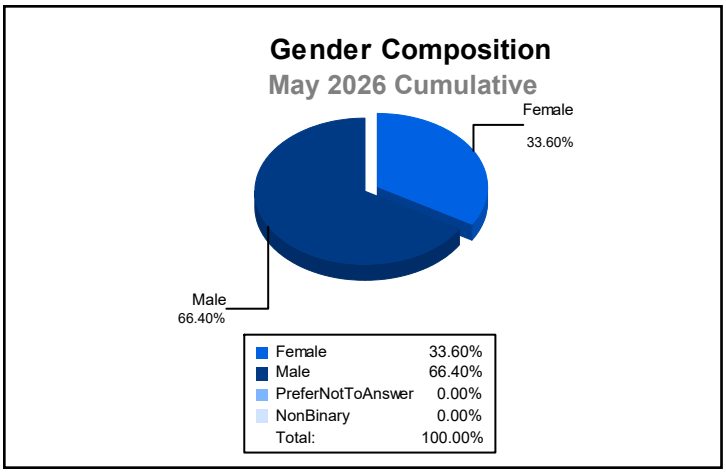
Gender Composition
May 2026 Cumulative
Female
33.60%
Male
66.40%
Female 33.60%
Male 66.40%
PreferNotToAnswer 0.00%
NonBinary 0.00%
Total: 100.00%